

TOTO®

MS854114SL Ultramax™ One Piece Toilet, ADA Height, 1.6 GPF



- Sleek high profile one piece design
- G-Max™ Technology
- Powerful, quiet flush every time
- ADA Height for maximum comfort
- Wide, 2-1/8" computer designed trapway
- Large water surface

ADA Compliant, high profile one piece toilet. Low consumption (6Lpf/1.6Gpf) siphon jet flushing action.

Tank cover, fittings, polished chrome trip lever, and SoftClose® seat included.


■ **MS854114SL**
Elongated ADA compliant toilet with SoftClose® seat

□ **SS114**
SoftClose® Seat and lid gently close with a touch of a hand. Elongated, closed front seat with lid.


MS854114SL - Ultramax™ ADA Height Toilet with SoftClose® Seat



G-Max™ Technology: A Quiet, powerful commercial grade flushing performance



Complete with SoftClose® seat, or upgrade to a Washlet®.



Fast Flush: New, wider 3" flush valve is 125% larger than conventional 2" flush valves.

Colors:

Standard #01 Cotton

Optional See price book for additional colors

Trip Lever:

Standard #CP Chrome Plated

Optional See price book for additional finishes



MS854114SL

Ultramax™ One Piece Toilet, ADA Height, 1.6 GPF

■ PERFORMANCE

The TOTO® G-Max™ system offers outstanding commercial grade performance. The TOTO® low consumption one piece toilet received high ratings during ANSI/ASME testing at independent laboratories. Designed with a powerful siphon jet flushing action, the bowl offers a large water surface and a 100% glazed trapway.

■ SPECIFICATIONS

Water Use: 6Lpf/1.6 Gpf
 Flush System: Gravity Feed
(G-Max™ System)
 Min. Water Pressure: 8 psi (Static)
 Water Surface: 10-5/16" x 8-1/4"
 Trap Dia.: 2-1/8"
 Rough-in: 12"
 Trap Seal: 2-5/8"
 Warranty: Five Year Limited Warranty
 Material: Vitreous China

Shipping Weight: **MS864114L**
 99 lbs.

Shipping Dimensions:
MS864114L
 31-3/8"L x 19-5/16"W
 x 28-15/16"H

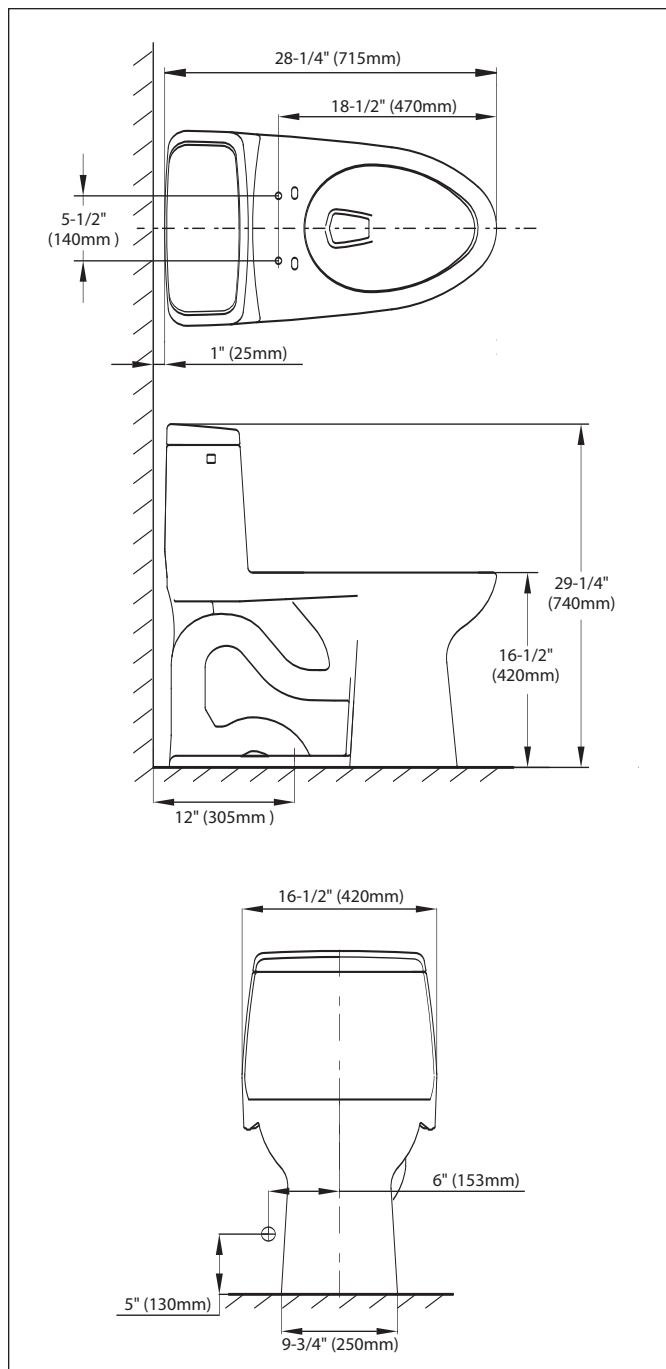
Fixture dimensions and hydraulic performance meet or exceed ANSI/ASME standard A112.19.2 and CAN/CSA B45 requirements.

Listing / Approvals: C-UPC, City of Los Angeles, State of Massachusetts, and others.



Meets the American Disabilities Act Guidelines and ANSI A117.1 requirements where installed so top of seat is 17"-19" from the finished floor.

These dimensions and specifications are subject to change without notice.



MS854114SL - Ultramax™ Toilet



TOTO U.S.A., INC. • 1155 Southern Road, Morrow, GA 30260
 Tel. (888) 295-8134 • Fax. (770) 282-8701 • www.totousa.com
 Printed in U.S.A. © TOTO LTD. 10/05 #

Printed on recycled paper

REV 10/05